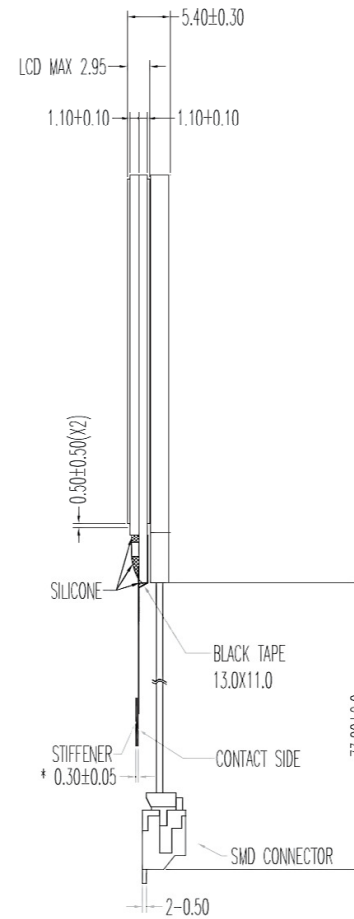
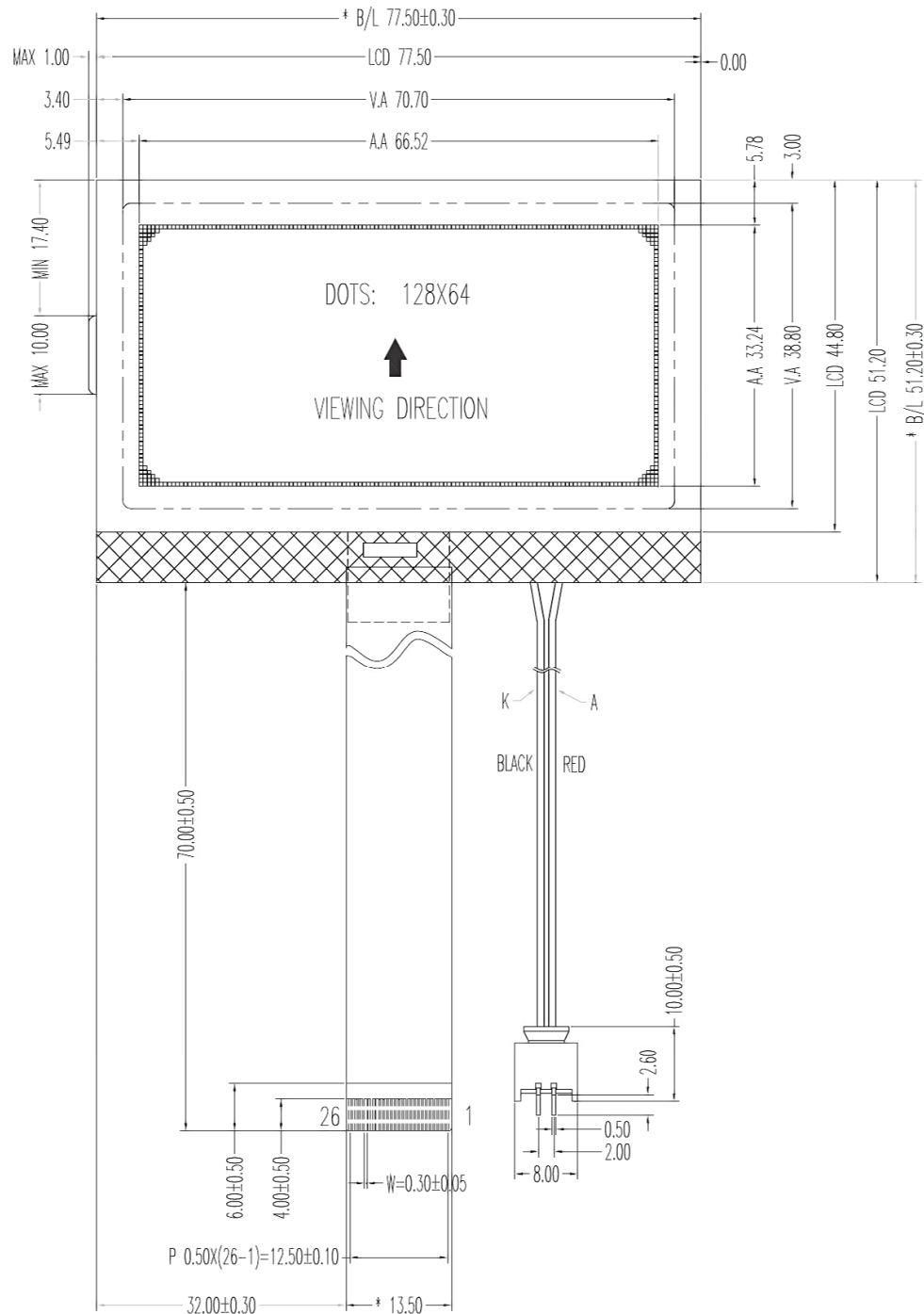


Customer:

Customer NO.:

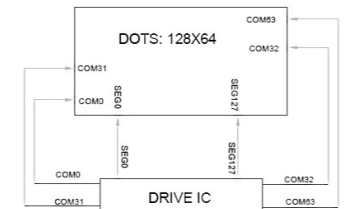
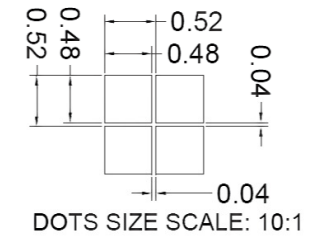
Customer Approve By:

REV.	DESCRIPTION OF MODIFY	MODIFY BY:	DATE
A0	1'ST DESIGN	JIM	2011.09.29



PIN FUNCTION

NO.	PIN	NO.	PIN
1	/CS1	14	VDD
2	/RES	15	VSS
3	A0	16	VOU
4	WR	17	CAP3-
5	RD	18	CAP1+
6	D0	19	CAP1-
7	D1	20	CAP2-
8	D2	21	CAP2+
9	D3	22	V1
10	D4	23	V2
11	D5	24	V3
12	D6(SCL)	25	V4
13	D7(SI)	26	V5



COM & SEG LAYOUT

TVI Electronics, LLC

Unspecified Tolerance:	±0.20	UNITS: mm	DATE:	MODEL NUMBER :	PROJECTION	SHEET:	1 Of 1
DESIGN BY:	JIM	2011/09/29	TGL29G-12864 Series	DO NOT SCALE THIS DRAWING.	UNIT: MM	DRAWING	MODEL
CHECKED BY:	JAVEN	2011/09/29				DESCRITUON:	
APPROVED BY:							